



Shown in standard leg, adjustable height.
 Top Charcoal Boomerang, Seat Charcoal Boomerang, Edging Black, Platinum frame

Model	D	W	H	WT
TB-CFB-RECT-0120-29 Folding bench style 10'	30"	120"	29"	260
TB-CFB-RECT-0144-29 Folding bench style 12'	30"	148"	29"	315
TB-CFS-RECT-0120-29 Folding stool style 10'	48"	120"	29"	270

SPECIFICATIONS

Columbia's Folding Cafeteria Table has ample seating for 12. The exclusive pneumatic lift assist provides easy opening and closing. Our exclusive self-locking gravity enforced device ensures the table will not open or close unless the lock is released by the user.

Features a unified heavy duty steel frame top support, Duro Edge or varnish on table tops and seating, 4" heavy duty non-marking swivel casters and durable polyethylene glides.

UL Approved



Self-locking gravity enforced device when the table is folded into storage position.

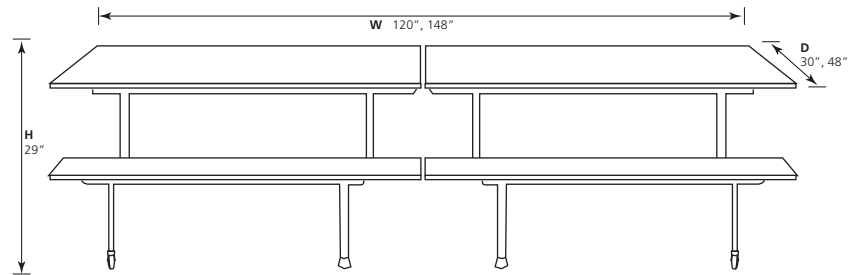


Table Seat Option
 13" diameter Polypropylene Stool Seat



Cafeteria Table Seat Option
 13" diameter Russian Birch Stool Seat with Duro Edge

Top Options



Charcoal Boomerang



Oak



Maple



Almond


Frame Finish Options



Black



Light Gray




Mushroom



Platinum

Duro Edge Option



Black

