



Shown with support bar.

Shown in 37"D, 25"W, 30"H with 18" seat.  
Seat Blue Marble, Top Sand, Bluestone frame

## SPECIFICATIONS

Columbia's most popular chair/desk combination offers a full length brace joining the right front leg, lower part of the desk frame and back support tube, provide unequalled strength and durability without restricting arm movement and access to book basket from both sides.

### Frame

- 1 1/4" diameter, 16 gauge steel tubing
- 1" diameter steel brace joins right front leg and lower part of desk frame and is attached to seat back frame
- 1" seat back tube parallel welded to the rear leg tube for added strength

### Seat and Back

- 5/8" hard melamine resin attached directly to frame
- Solid plastic - ground hardwood flour, color pigment and melamine plastic resins, blended and compressed under heat and pressure (1900 psi)

### Top

- 5/8" thick, available in Hard Plastic
- Molded in pencil groove
- Flat top mechanically secured to the frame in 12 places
- 18" x 24"
- Solid plastic - ground hardwood flour, color pigment and melamine plastic resins, blended and compressed under heat and pressure (1900 psi)

### Seat Height

- 15 1/2" - 18"
- 16 1/2" - Belly Room

### Tubing

- 1008 -1010 CRS Platable steel
- Tubing - between 14 and 18 gauge

Model	D	W	H	WT
CD-HPC-LE-N-17	24"	37"	32"	39
CD-HPC-LE-W-17	24"	37"	32"	40
CD-HPC-NB-N-17 without support bar	24"	37"	32"	39
CD-HPC-NB-W-17 w/book basket, without support bar	24"	37"	32"	40
CD-HPC-RE-N-17	24"	37"	32"	39
CD-HPC-RE-W-17 w/book basket	24"	37"	32"	40



Shown without book basket.  
Seat Wine, Top Sand, Sandstone frame

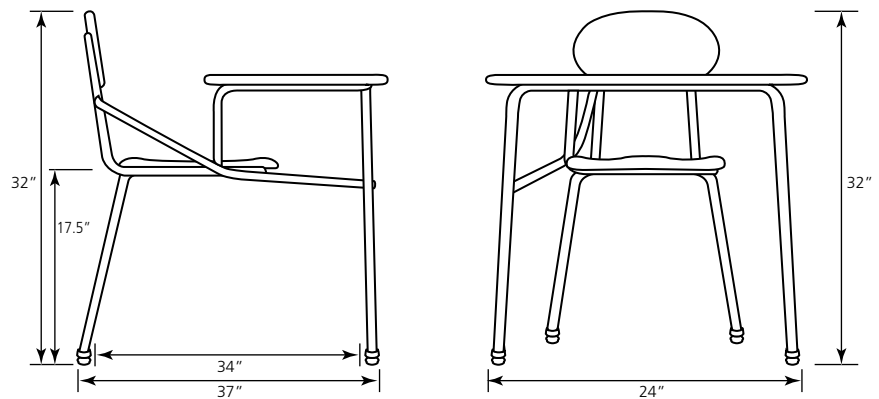


Carpet, steel or felt glides

### Glides

Columbia glide options - Armored Glide, steel, felt base. Q Ball glides available upon request.


- Interchangeable base options in 7/8" to 1" diameter swivel glides with hardened internal steel gripper
- 1/2" high shoulder glide firmly attaches to tubing
- Maximum 40° swivel range
- Armor Tip lubricant repels wax, detergents, and water



INDOOR-ADVANTAGE GOLD  
FURNITURE

# Heavy Duty Combo


## Seat and Back Color Options



## Metal Book Box Color Options



## Frame Finish Options



## Hard Plastic Top Options



<sup>†</sup>Spec Flek

All non-standard colors subject to minimum quantities and upcharges.